


# Club Notes:



February 2013

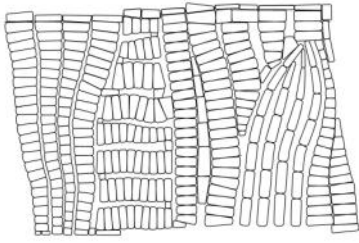
# Happy Valentine's Day

The  
**Opal  
Count**  
contains 109  
patterns,  
including 22  
panos,  
a retail  
value of  
\$1200




Three days ago it was a balmy 70 degrees here in Mid-Missouri. Today, it is 12 degrees. It's a great time to stay indoors and quilt (and eat Valentine's Day candy).

# Panos




**Pattern: cobblestones pano 002**

Archive: Opal Count



**Pattern: cobblestones pano 003**

Archive: Opal Count




**Pattern: dancing shoes pano 001**

Archive: Opal Count



**Pattern: danielle pano 001**

Archive: Opal Count




**Pattern: doggie pano 001**

Archive: Opal Count



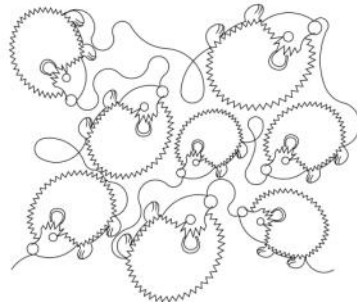
**Pattern: feather pano 005**

Archive: Opal Count



**Pattern: haven pano 001**

Archive: Opal Count




**Pattern: hedgehog pano 001**

Archive: Opal Count



**Pattern: japanese cranes pano 002**

Archive: Opal Count



**Pattern: jmu dog paws 001**

Archive: Opal Count




**Pattern: magnifying glass pano 001**

Archive: Opal Count




**Pattern: musical pano sax**

Archive: Opal Count




**Pattern: octopus pano 001**

Archive: Opal Count



**Pattern: osu pano 002**

Archive: Opal Count



**Pattern: palmetto pano 001**

Archive: Opal Count



**Pattern: pretty whimsy pano 003**

Archive: Opal Count



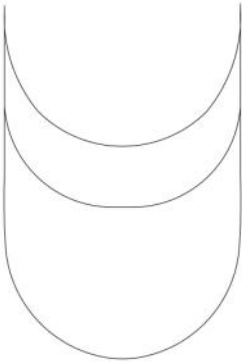
**Pattern: runner pano even row**

Archive: Opal Count



**Pattern: runner pano odd row**

Archive: Opal Count




**Pattern: scallop pano 001**

Archive: Opal Count




**Pattern: sioux hockey pano 002**

Archive: Opal Count



**Pattern: trumpet vine pano 001**

Archive: Opal Count




**Pattern: veiled chameleon pano 001**

Archive: Opal Count

**Panos cont.**

# Meet Pascale & Mr. Whittleberry



My daughter, Caitlin, is a 2nd grade teacher and this is her first year as a teacher. She wanted a class pet. Remember the “Tangled” movie with Rapunzel and Flynn Ryder? Well, there are similarities between Caitlin (really long blond hair) and Gabe (looks like Flynn Ryder), so they thought it might be cute to have a chameleon, just like in the “Tangled” movie. As most of us realize, cartoon animals have personalities which are not based on reality. So, Pascal is pretty fascinating to watch, but she’s way too cranky to have as a class pet. She has no teeth, so she can’t bite, but she does hiss and lunge. Alan and I got to “Chameleon Sit” while Caitlin & Gabe attended an out of state wedding. Her written lizard-care instructions included a line which stated, “Don’t let her intimidate you...she only THINKS she’s a T-Rex.” She changes colors, mostly when she’s stressed out or angry, not so much when she’s trying to blend into her surroundings. She is not a good candidate for a 2nd grade class pet.

So, Mr. Wittleberry, the water turtle, is a well loved class pet, and Pascale visits the class through snapshots and video only!

Kim made this chameleon pano for me, however, as I have a client who wanted to quilt “Pascale” all over her child’s quilt. I’m going to use the individual chameleon patterns in the borders!

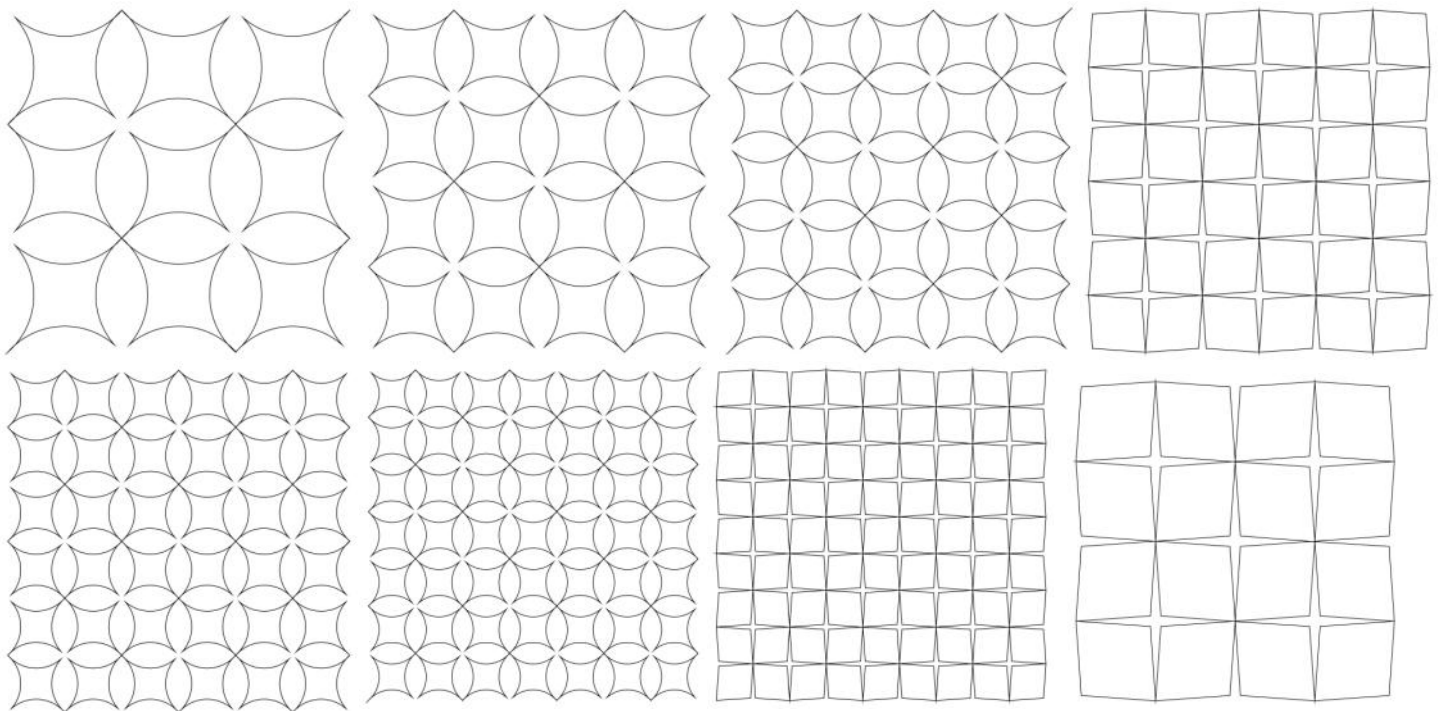
# Longarm Tip of the Month

Have you ever loaded a quilt, quilted it, and then when you removed it from the frame, it puffed up between the blocks? To keep that from happening to you, make sure your backing fabric and your quilt top are at the same tension. Too much tension in the quilt backing will result in something that looks like your quilt has been smocked instead of quilted.

Also remember that the straps with clamps are intended to stabilize your backing fabric. If you baste down your quilt top to your backing and then remove the clamps, the backing fabric should NOT spring back toward the quilt, and bunching up the quilt top at the basting line. If it does, you have too much tension on your stabilizing straps.

---

## Eight New Fill Blocks



These new block patterns work really well behind applique. They do NOT double stitch. They provide a different look for some of the more modern quilts, used in alternate blocks.

Pattern Type	Size	Name of Existing Pattern for Modification	Name to be included in pattern	Attach good photos of quilt and blocks	Style you're going for. Other patterns you're using in the quilt, etc.
Block #1					
Block #2					
Block #3					
Border & Border Corner #1					
Border & Border Corner #2					
Border & Border Corner #3					
Triangle-Equilateral (all sides equal and all angles are 60 degrees)					
Triangle-Isosceles (two equal sides and two equal angles)					
Triangle-Scalene (no equal sides & no equal angles)					
Sash					
Point-to-Point					
Edge-to-Edge—Directional					
Edge-to-edge-Non Directional					
Edge-to-Edge-Interlocking					
Edge-to-Edge-Squared					

### Important things to consider and include with your design request:

When you take photos of the quilt and/or quilt block, the camera should be parallel to the quilt (we need a straight on shot). If we have to draft out the block, it helps a lot to capture correct angles.


If you want an existing pattern modified, we need the exact pattern name. (We cannot modify another designer's pattern, so please don't ask us to do that.)

Style you're going for: If you want celtic, but don't tell us and we make floral, no one will be happy.

If you want a name included in the pattern, you need to double check the spelling before you submit the request. If you find out after the pattern has been designed that you requested the pattern with incorrect spelling, your submission of the correct name spelling goes to the end of the drawing list, causing a delay for you.

If your machine has a short throat, please make sure you tell us the largest amount of the fabric your machine has access to quilt. **PLEASE email your design requests (you can follow up with a phone call, but it helps us to have the email.)**

# Four New Border and Border Corner Sets



# Favorite Longarm Supplies Vendors:

We've had many questions from new longarm quilters about the best places to buy their supplies. So, we thought we'd provide a list of our favorite vendors. This is not an exclusive list...you may already have other vendors who take care of your longarm supply needs...and we're not trying to convert anybody.

**Superior Thread:** I buy King Tut Thread in the 2000 yard cones, although they have poly thread as well. They sell wholesale only, so you'll need your sales tax certificate to set up an account. They have an amazing selection of thread. They have fabulous customer service and an easy online account set up process. They also ship internationally! <http://www.superiorthreads.com>

**Checker Distributing:** Wholesale Only.....I have rarely looked in vain for anything quilt related on their site. Shopping for supplies can be addicting! Shipping is charged on large items, but not on items such as pins, needles, thread, books, scissors, or most other notions. They do charge shipping on bolts of fabric, luggage, cutting mats, Ott Lights, etc. <http://www.checkerdist.com>

**SouthStar Supply Company:** They have scissors, snips & holsters, bobbins, pattern making supplies, rotary cutters, mats, knives, sharpeners, notions, needles, pins, ergonomics, safety, & handling supplies, steamers, machine oil, spot lifters, silicone.....and they are very nice people to work with. <http://www.southstarsupply.com>

**Quilter's Dream Batting:** I have pretty much stopped purchasing rolls of batting. I find it easier to maintain an accurate inventory of batting, and it stores well. Unlike some packaged batting, I don't find that the QD batting is distorted, and so it doesn't require a trip through my dryer before I can use it. Some of my best friends who also have longarm quilting businesses stock packaged batting as well as batting on a roll. We agree that these people are easy to work with! <http://www.quiltersdreambatting.com>

**Quilted Memories:** This Hobbs Batting distributor is only a quick phone call away. She ships UPS or Fed Ex. UPS costs a bit more, but since they'll put my packages inside my garage rather than leaving it out on my front porch, I don't mind that extra cost. This lady (Lyn Heilman) makes it happen! When I find myself in a batting crunch, she's there for me! Just gotta love that! (Plus she provided all the classroom batting for the SUGAR 2010 Conference this past summer). <http://www.quiltedmemoriesllc.com>

**Virginia Longarm:** I buy the dress bag and the 3-sided zipper totes to deliver my quilts to customer. They bring their next quilt to me in their bag. When I arrive at our guild meetings, laden with my purple bags, people say it looks like Christmas. Their quilts stay clean and it adds a little extra class and professionalism to my business. <http://www.virginialongarm.com> or call toll free at 855-566-4276.